

Your dream freedomRail® closet — from your imagination to reality!

Design Your Space.

From the bedroom to the garage, we have quick designing tips to create the perfect storage space that's custom for you.

GLOSSARY OF TERMS

This Glossary includes terms that are useful when reviewing this guide:

Single/Long Hang: One single Closet Rod — used to hang long garments.

Double Hang: One upper Closet Rod above one lower Closet Rod — used to hang shorter garments.

Triple Hang: One upper Closet Rod, one middle Closet Rod and one lower Closet Rod stacked vertically approx 20" apart — used to hang small garments (typically kid's clothes).

Reveal: A series of pull-out freedomRail accessories that add different kinds of functionality to a closet — storing shoes, hanging slacks or pants, hamper, etc.

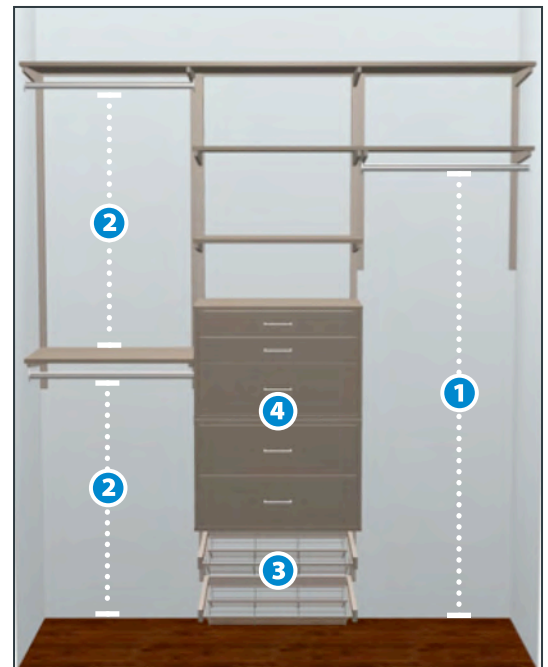
OBox: A collection of melamine wood accessories for freedomRail that provide additional storage and organization possibilities.

BEDROOM — *Start and end your day the right way.*

You can't underestimate the benefits of a well-organized bedroom closet with freedomRail. When designing, assess the types and quantity of garments and shoes you have; this allows you to create the perfect closet personalized for you.

DESIGN IDEAS

- 1 When creating your closet in the Design Tool, first consider a space for long hang items such as dresses, coats, gowns or robes.
- 2 Maximize vertical space by adding double hang to store shirts, jackets, pants etc.
- 3 Fill in space with shelves and Reveal accessories to store shoes, sweaters or scarves.
- 4 Take advantage of OBox Drawers to hold under garments, socks or even jewelry.




Your dream freedomRail® closet — from your imagination to reality!

PANTRY — *Taking charge of the family store.*

When designing your pantry, think about what you want to store. Will you be storing your everyday small appliances or food only? No matter what you store, freedomRail provides the flexibility to fit a variety of items — from slow cookers to bags of chips.

DESIGN IDEAS

- 1 Keep zones in mind: canned goods, bottles, snacks, linens, etc.
- 2 Use Ventilated Shelving for the top of the pantry to provide better visibility for hard to see spaces.
- 3 Double Hang Cubbies are great for storing wine bottles or juice boxes.
- 4 1-Drawer Double Hang OBoxes are perfect for storing napkins, paper plates and cutlery.
- 5 Store bags of chips or dry produce in OBox Chrome Baskets.



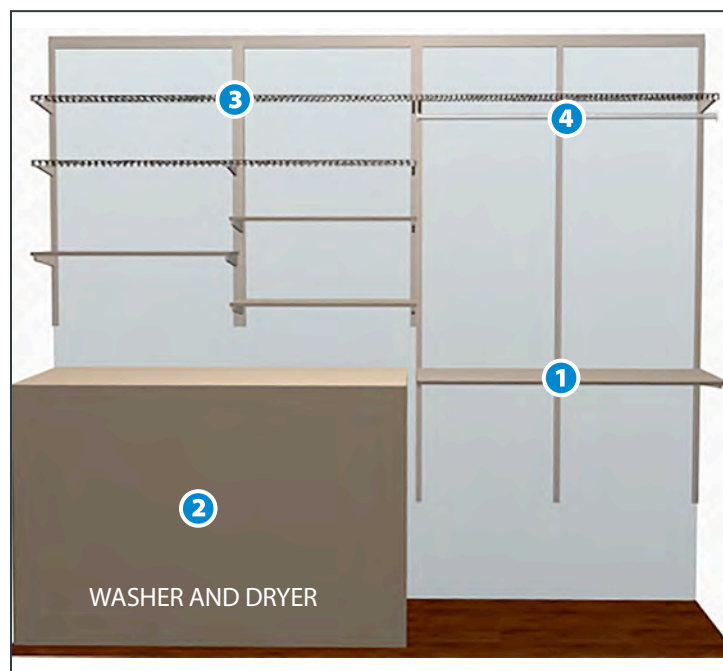
LAUNDRY — *Time to share the load.*

The laundry room isn't just for laundering clothes. Consider storing both laundry and cleaning supplies, extra toiletry items, linens and towels.

DESIGN IDEAS

- 1 Design your laundry room with a freedomRail Desk Top to function as a surface for folding garments.
- 2 When creating your closet in the Design Tool, creating a storage solution around your washer and dryer unit is no problem as the Design Tool allows you to accommodate obstructions for accurate storage designs.
- 3 Ventilated shelves allow top shelf items to be easily viewed.
- 4 If space permits, add a clothes rod to hang garments for air drying.

Tip: Use *Over The Door* kits to maximize vertical space behind doors.



Your dream freedomRail® closet — from your imagination to reality!

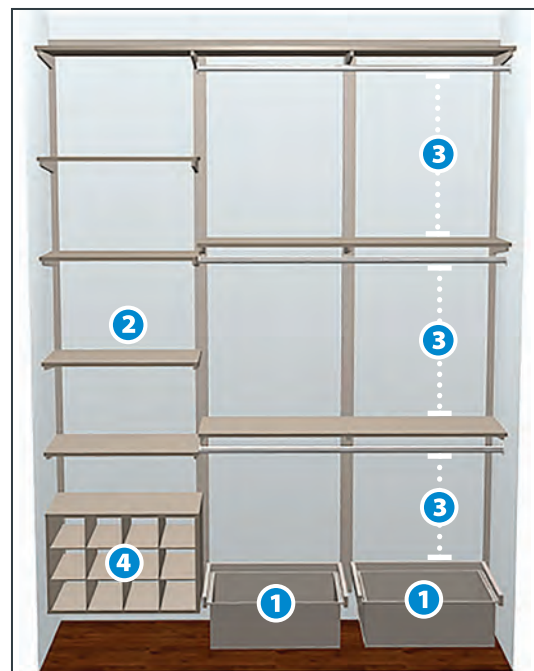
KID'S ROOM — *Building good habits starts early and at home.*

If you're having a hard time finding the perfect storage solution for your kid's closet, look no further — freedomRail can be adjusted as your child grows!

DESIGN IDEAS

- 1 Start from bottom up — place children's items within their reach.
- 2 Design the closet with numerous shelves for books, toys, etc.
- 3 Maximize vertical space by using triple hang for short clothing.
- 4 Shoe Cubbies are great for teaching children to store paired shoes together.

Tip: Add baskets or Reveal accessories for storing toys and extra clothing like sweatshirts or jackets during summer months.



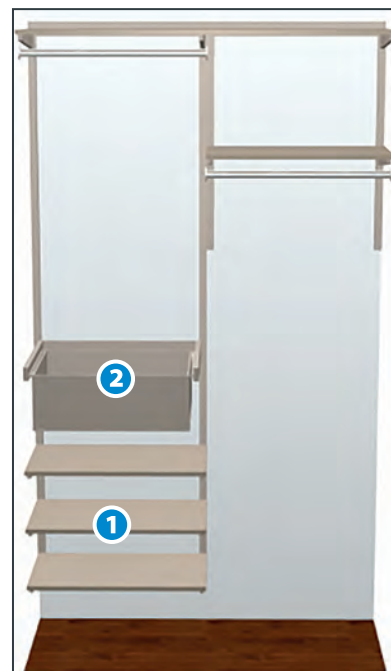
ENTRYWAY/MUDROOM — *Welcome home.*

Keep the areas at the front and back of your home tidy with freedomRail adjustable storage solutions, so every shoe, umbrella, backpack and purse has a home of its own.

DESIGN IDEAS

- 1 Add additional shelves, Slanted Shoe Shelves and Reveal accessories to maximize every inch of space.
- 2 Reveal Canvas Baskets are great for storing hats, scarves and gloves within reach.

Tip: No specific entry area or mudroom in your home? Look for an open wall near an entry door to create a "Drop Zone" or a storage place to put shoes, bags and purses after entering.



Your dream freedomRail® closet — from your imagination to reality!

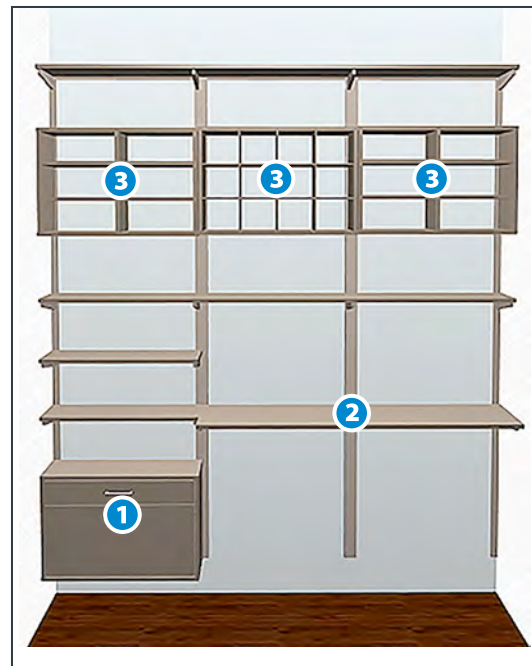
HOME OFFICE — *Organization is easy with adjustable solutions.*

Home office organization is essential for productivity. Design your home office or put a nook in your living room to work as an office with freedomRail adjustable storage.

DESIGN IDEAS

- 1 Use OBox Hanging Files to organize your important files and paperwork.
- 2 Create a custom workspace with the freedomRail Desk Top. It can easily be adjusted to different heights based on your needs for various projects.
- 3 Cubbies are great for storing miscellaneous items such as mail, office or crafting supplies.

Tip: Take advantage of Shelf Dividers to separate and organize books and binders.



BATHROOM/LINEN CLOSET — *Show some attention on these areas.*

Linen closets are typically small, yet are used to store large amounts of bedding, towels and toiletries. Make this a storage powerhouse by adding adjustable freedomRail storage.

DESIGN IDEAS

- 1 OBoxes with large baskets are ideal for storing paper towels and toilet paper.
- 2 Solid wood shelving prevents toiletry items from falling through cracks or tipping over.
- 3 Reveal Canvas Baskets can hold items such as wash cloths and hand towels.

Tip: If you don't have a linen closet, look for an area to create one on a bathroom wall to keep items handy.

Tip: Use Over The Door kits to store items behind the door such as toiletries or bathroom cleaning supplies.



Your dream freedomRail® closet — from your imagination to reality!

GARAGE — *Get the garage in gear.*

Garages have a heavy workload often doing double-duty as extra storage space. freedomRail Garage is a complete storage solution combining tough cabinetry, shelving and work tops with a variety of accessories to keep everything accessible and organized.

DESIGN IDEAS

- 1** Keep zones in mind: sports, garden, maintenance, household supply storage, etc.
- 2** Cabinets with drawers and doors are great for storing items to be kept away from children like sharp tools and harsh chemicals.
- 3** Utilize every inch of vertical space — under windows and out-of-reach space over garage doors.

Tip: Include cabinetry, shelving, and Activity Organizer wall grids and hooks to hold anything and everything you need to store from the kid's toys to garden tools.

